

# **BULLDOG**

## **– YOUR ENGLISH BUDDY 9**








Jordi Almeida

Jessica Stevens

### **Kapitelmål och utvärdering**








LIBER

# IDENTITY EXPLAINED







PLAN	CONTENT		COMMENT	DONE
	<p><b>Identity Explained – text</b></p> <p>Read about how to define what identity is and how your identity develops and changes over time.</p>			
	<p><b>1.</b> Discuss questions about the text in pairs or in small groups.</p>			
	<p><b>2.</b> Work on your own or with a classmate and describe words from the text using your own words.</p>			
	<p><b>3.</b> Write a text about how you would describe yourself and compare with a classmate's description of him/herself. Help each other improve your texts.</p>	 		
	<p><b>4.</b> Listen to a dialogue based on a real case and answer questions.</p>			
	<p><b>5.</b> Choose between two assignments and present your work in class.</p>			
	<p><b>6.</b> Work online - vocabulary - reading comprehension</p>			
	Extras (ask your teacher)			









# WHO ARE YOU?

PLAN	CONTENT	COMMENT	DONE
	<p><b>Who Are You? – text</b></p> <p>Chris and Hannah have met each other online and this is the first time they meet in person.</p>		
	<p>1. Decide if the statements about the text are true or false.</p>		
	<p>2. Combine words with the correct definitions or explanations.</p>		
	<p>3. Listen to Jonah tell you about his job.</p>		
	<p>4. Choose words that you think describe Jonah best.</p>		
	<p>5. Compare your choices in Activity 4 with a classmate's and explain to each other why you chose the way you did.</p>		
	<p>6. Write a short text about what makes you, you.</p>		
	<p>Work online - vocabulary - reading comprehension</p>		
	<p>Extras (ask your teacher)</p>		

# WHAT'S YOUR GUILTY PLEASURE?

PLAN	CONTENT	COMMENT	DONE
	<p><b>What's Your Guilty Pleasure? – text</b></p> <p>Some teenagers tell us about their guilty pleasures.</p>		
	<p>1. Answer questions on the text.</p>		
	<p>2. Fill in the missing words in sentences.</p>		
	<p>3. Listen to a conversation and mark if statements are true or false while you listen.</p>		
	<p>4. Mark which guilty pleasures you have tried or not in a list. Then talk about your choices with a friend.</p>		
	<p>5. Write a short text about one of the guilty pleasures from the list in Activity 4.</p>		
	<p>Work online</p> <ul style="list-style-type: none"> <li>- vocabulary</li> <li>- reading comprehension</li> </ul>		
	<p>Extras (ask your teacher)</p>		




# MEET SARA - A RAINBOW MUSLIM

PLAN	CONTENT	COMMENT	DONE
	<p><b>Meet Sara – a Rainbow Muslim – text</b></p> <p>Read about Sara who went on a journey to find herself and ended up starting The Rainbow Muslims.</p>		
	<p>1. Choose the correct alternative to complete sentences about the text.</p>		
	<p>2. Combine words with the correct definitions.</p>		
	<p>3. Listen and answer questions about the rainbow flag.</p>		
	<p>4. Talk to a friend about a role model you have.</p>		
	<p>5. Write a short text about a role model.</p>		
	<p>Work online - vocabulary - reading comprehension</p>		
	<p>Extras (ask your teacher)</p>		

## EVALUATION - IDENTITY

What has it been like to work with the unit **Identity**?

Choose one of the smileys.

			
<b>1.</b> Read and listen to texts about what identity is and about different people's identity as well as what different people enjoy doing.			
<b>2.</b> You will:			
- learn about what identity is			
- write about your own identity			
- read about what guilty pleasures some teenagers have			
- write about a guilty pleasure of your choice			
- find out what can happen when you're not being completely-honest about who you are when you date online			
- learn about a girl named Sara and what finding her true identity meant to her			
- find out more about people who have been important to the LGBTQ movement.			
<b>3.</b> Grammar: The Genitive			

Write about two things that went well and about one thing you want to improve:

---



---













---



---

# CHOCOLATE CAKE - WITH A TWIST!

PLAN	CONTENT	COMMENT	DONE
	<p><b>Chocolate Cake – with a Twist – text</b></p> <p>Mrs Matas tries to enjoy a quiet moment and some chocolate cake.</p>		
	1. Answer questions on the text.		
	2. Explain in English what some words mean.		
	3. Listen to what happens when Mrs Matas is back home.		
	4. discuss the text with a friend.		
	5. Use two homonyms (words that sound the same, but have different meanings) in sentences of your own.		
	6. Write captions for a comic strip.		
	7. Use adjectives to express emotions.		
	8. Use verbs to express emotions.		
	9. Come up with more words that express emotions.		
	Work online - vocabulary - reading comprehension		
	Extras (ask your teacher)		

# FOODS OF THE FUTURE











PLAN	CONTENT	COMMENT	
	<p><b>Foods of the Future – text</b></p> <p>What will we eat in the future?</p>		
	<p>1. Match the correct beginnings with the correct endings.</p>		
	<p>2. Fill in the missing words to complete the text.</p>		
	<p>3. True or false?</p>		
	<p>4. What is your limit? Discuss.</p>		
	<p>5. Write explanations for four words.</p>		
	<p>6. Find out more about foods we will eat in the future.</p>		
	<p>Work online</p> <ul style="list-style-type: none"> <li>- vocabulary</li> <li>- reading comprehension</li> </ul>		
	<p>Extras (ask your teacher)</p>		











# A BAKERY OF POETRY

PLAN	CONTENT	COMMENT	DONE
	<b>A Bakery of Poetry – text</b> A poem about baking a cake.		
	1. Fill in the missing words.		
	2. Write sentences that rhyme.		
	3. Read one of your rhymes out loud.		
	4. Find verbs to complete the sentences.		
	5. What is your favourite dessert?		
	6. Ask and answer questions about your favourite dessert.		
	7. Listen to the dialogue and answer the questions.		
	Work online - vocabulary - reading comprehension		

# THE KITCHEN OLYMPICS

PLAN	CONTENT	COMMENT	DONE
	<p><b>The Kitchen Olympics – text</b></p> <p>Two sports commentators follow a cooking competition.</p>		
	1. Fill in the missing words in sentences.		
	2. Combine beginnings with the correct endings.		
	3. Listen to two sports commentators and answer questions about a cooking event.		
	4. Write a text about doing a daily chore. Read your dialogue with a friend.		
	5. Read the script from the listening exercise and try to read it like sports commentators.		
	<p>Work online</p> <ul style="list-style-type: none"> <li>- vocabulary</li> <li>- reading comprehension</li> </ul>		



## EVALUATION – IN THE KITCHEN

What has it been like to work with the unit **In the Kitchen**?  
Choose one of the smileys.



<b>1.</b> Read and listen to texts about food, cooking and baking.			
<b>2.</b> Practise the following:			
- talking about your favourite dessert			
- using homonyms			
- talking about your limits when it comes to eating food of the future like insects			
- writing rhymes			
- writing about a daily chore			
- trying to sound like a sports commentator.			
<b>3.</b> Grammar: Adjectives and Adverbs			

Write about two things that went well and about one thing you want to improve:

---



---



---










---







# THANK YOU FOR SAVING US

PLAN	CONTENT	COMMENT	DONE
	<p><b>Thank You for Saving Us – text</b></p> <p>A letter from Mother Earth.</p>		
	<p>1. Answer questions on the text.</p>		
	<p>2. Fill in the missing words in sentences.</p>		
	<p>3. Discuss and compare your answers in Activity 1 with a friend.</p>		
	<p>4. Listen to the story about Afroz Shah, a young lawyer who started a beach clean-up project in India.</p>		
	<p>5. Write a letter to an environment activist.</p>		
	<p>Work online</p> <ul style="list-style-type: none"> <li>- vocabulary</li> <li>- reading comprehension</li> </ul>		
	<p>Extras (ask your teacher)</p>		

# THE ENVIRONMENTAL HYPOCRITE

PLAN	CONTENT	COMMENT	DONE
	<p><b>The Environmental Hypocrite – text</b></p> <p>Leoni meets Mrs Stilton to ask for support for her work to help the environment.</p>		
	<p>1. Mark who the different statements are about.</p>		
	<p>2. Write in what ways are Mrs Stilton and Leoni are very different from each other?</p>		
	<p>3. Finish the sentences by using the words and expressions in the box.</p>		
	<p>4. Find out more about the project called Nature Is Speaking.</p>		
	<p>5. Work in pairs and make your own Nature Is Speaking film.</p>		
	<p>6. Present your films in class and give each other feedback.</p>		
	<p>Work online - vocabulary - reading comprehension</p>		
	<p>Extras (ask your teacher)</p>		

# HOPES FOR THE FUTURE

PLAN	CONTENT	COMMENT	DONE
	<b>Hopes for the Future – text</b>		
	1. Fill in the correct words from the wordlist and complete the sentences by combining beginnings and endings.		
	2. Write a short text about whether you would like to visit Proxima B or Biosphere 2.		
	3. Compare your text to a friend's text. What was the same? What was different?		
	4. Listen to Jane Poynter, one of the researchers that lived in Biosphere 2, talk about how they made pizza.		
	5. Find out more about Proxima B and Biosphere 2 on the Internet. Share what you find out in class.		
	Work online - vocabulary - reading comprehension		
	Extras (ask your teacher)		

# THE SOLUTION







PLAN	CONTENT	COMMENT	DONE
	<p><b>The Solution – text</b></p> <p>Two teenagers in the future try to find a way to fix the past.</p>		
	<p>1. Decide if some sentences are true or False</p>		
	<p>2. Combine words describing sounds with the correct explanations.</p>		
	<p>3. Fill in blanks in sentences using words from the text.</p>		
	<p>4. Work in pairs and come up with an ending to the story.</p>		
	<p>5. Present your endings in class.</p>		
	<p>6. Listen to the real ending and compare with your own endings.</p>		
	<p>Work online</p> <ul style="list-style-type: none"> <li>- vocabulary</li> <li>- reading comprehension</li> </ul>		
	<p>Extras (ask your teacher)</p>		



# EVALUATION – WHAT ABOUT PLANET B?

What has it been like to work with the unit **What About Planet B?**  
Choose one of the smileys.



			
<b>1.</b> Read and listen to texts about what our future might look like, the importance of walking the walk instead of talking the talk and about two teenagers from the future who try to save what is left of the world to save.			
<b>2.</b> You will practice the following:			
- writing a reply to Mother Earth			
- reading and talking about what we can do to improve our environment			
- make short films where you are the nature speaking			
- finding information on the Internet			
- reading and talking about where we might end up living in the future			
- talking and writing about how you think a story ends.			
<b>3.</b> Grammar: Prepositions			

---



---











---




---










# NO ROPES







PLAN	CONTENT	COMMENT	DONE
	<p><b>No Ropes – text</b></p> <p>Read about the spectacular achievements of free climber Alain Robert.</p>		
	1. Answer questions on the text.		
	2. Combine words with the correct descriptions.		
	3. Write your own descriptions for two words.		
	4. Search for YouTube clips of Alain's climbs and discuss two questions with a friend.	 	
	5. Present what you talked about in Activity 4 in class.		
	6. Listen to three different items and decide what they are about.		
	Work online - vocabulary - reading comprehension		
	Extras (ask your teacher)		








# THE 9/11 SURFER

PLAN	CONTENT		COMMENT	DONE
	<p><b>The 9/11 Surfer – text</b></p> <p>Read about what happened to Pasquale Buzelli on September 11th in 2001.</p>			
	<p>1. Retell the story about the 9/11 Surfer to a classmate.</p>			
	<p>2. What word is missing? Fill in the blanks with the words from the wordlist.</p>			
	<p>3. Listen to how George, an eye witness, describes what happened in New York City in 2001 and answer questions.</p>			
	<p>4. Talk to a classmate about what happened to the eye witness George from the listening activity.</p>			
	<p>5. Write a short text about what you think makes ordinary people almost turn into heroes in difficult situations.</p>			
	<p>6. Compare texts with a classmate and talk about what you have written.</p>			
	<p>Work online - vocabulary - reading comprehension</p>			
	<p>Extras (ask your teacher)</p>			

# CAUGHT BY THE WIRELESS

PLAN	CONTENT	COMMENT	DONE
	<p><b>Caught by the Wireless – text</b></p> <p>An old invention meant the unexpected downfall for Dr Crippen.</p>		
	1. Answer questions on the text.		
	2. Fill in the missing words in the sentences.		
	3. Learn more about the Wireless.		
	4. Find out what happened to Dr Crippen and Miss Le Neve once they'd been caught. Or find out about other inventions that have helped catch criminals.		
	5. Present in class what you found out in Activity 4.		
	Work online - vocabulary - reading comprehension		
	Extras (ask your teacher)		

# A MOMENT OF TRUCE




PLAN	CONTENT	COMMENT	DONE
	<p><b>A moment of Truce – text</b> Read a story about an act of kindness that brought peace in a time of war.</p>		
	<p>1. Combine beginnings and endings of sentences.</p>		
	<p>2. Fill in blanks with words from the wordlist.</p>		
	<p>3. Talk to a friend about how you think the different characters in the story felt on that special Christmas Eve.</p>		
	<p>4. Listen to a dialogue between Josef and his mom and answer questions.</p>		
	<p>Work online - vocabulary - reading comprehension</p>		
	<p>Extras (ask your teacher)</p>		



# EVALUATION – SPECTACULAR AND UNEXPECTED

What has it been like to work with the unit Spectacular and Unexpected?  
Choose one of the smileys.



			
<b>1.</b> Read and listen to texts about extraordinary people and unexpected turns in different stories.			
<b>2.</b> You will read about:			
- someone who really pushes the limits			
- someone who got caught up in a horrible situation and experienced something truly spectacular			
- someone who took his chances, but didn't count on modern technology to stand in his way			
- a Christmas dinner that was both unexpected and truly spectacular			
- more information on the Internet.			
<b>3.</b> Grammar: The ing-form after Prepositions			
<b>4.</b> Grammar: The ing-form after Verbs			
<b>5.</b> Grammar: The ing-form after Adjectives			

Write about two things that went well and about one thing you want to improve:

---



---










---










---







# FREAKY FESTIVALS AND SILLY CELEBRATIONS

PLAN	CONTENT	COMMENT	DONE
	<p><b>Freaky Festivals and Silly Celebrations – text</b></p> <p>Read about some strange American celebrations and competitions.</p>		
	<p>1. Mark which correct festival or celebration different statements describe.</p>		
	<p>2. Fill in the missing words in sentences.</p>		
	<p>3. Find out what the rules for the Punkin Chunkin, the Cow Chip Throw and the Roadkill Cook-Off are.</p>		
	<p>4. Listen and find out about some strange celebrations and a strange competition that is all about feet once a year in Britain.</p>		
	<p>5. Work with a friend. Plan a strange festival, competition or celebration.</p>		
	<p>6. Present your festival, competition or celebration in class.</p>		
	<p>Work online - vocabulary - reading comprehension</p>		
	<p>Extras (ask your teacher)</p>		

# THE POWER OF THE HAKA







PLAN	CONTENT	COMMENT	DONE
	<p><b>The Power of the Haka – text</b></p> <p>Read about an important tradition in New Zealand and of how it brings people together.</p>		
	1. Answer questions on the text		
	2. Write what word from the wordlist that is described.		
	3. Work in pairs and check how well you know the words in Activity 2.		
	4. Listen to a dialogue and learn more about New Zealand.		
	5. Write about a celebration or a tradition that is special to you.		
	6. Read your text from Activity 5 to a friend.		
	<p>Work online</p> <ul style="list-style-type: none"> <li>- vocabulary</li> <li>- reading comprehension</li> </ul>		
	Extras (ask your teacher)		

# THE MOST COLORFUL FESTIVAL IN THE WORLD

PLAN	CONTENT	COMMENT	DONE
	<p><b>The Most Colorful Festival in the World – text</b></p> <p>Read about Holi, a very colorful celebration in India.</p>		
	<p>1. Spot the mistakes in sentences and correct them.</p>		
	<p>2. Figure out what words that are described. Also write your own descriptions for words.</p>		
	<p>3. Listen and find out about another celebration Vida took part in.</p>		
	<p>4. Discuss whether it's disrespectful for people who are not Hindus to celebrate Holi.</p>		
	<p>5. Write a short text about a festival that you have been to or would like to take part in.</p>		
	<p>Work online</p> <ul style="list-style-type: none"> <li>- vocabulary</li> <li>- reading comprehension</li> </ul>		
	<p>Extras (ask your teacher)</p>		



# THE BIG CADBURY'S FLAKE




PLAN	CONTENT	COMMENT	DONE
	<p><b>The Big Cadbury's Flake – text</b></p> <p>Read a dialogue between two burglars that plan a break-in using a very strange kind of English.</p>		
	<p>1. Listen to what the dialogue sounds like in normal English and answer questions.</p>		
	<p>2. Figure out what some cockney rhymes stand for and combine them with the correct meanings.</p>	 	
	<p>3. Write your own dialogue using Cockney rhymes.</p>		
	<p>4. Read your dialogue together with a classmate. Maybe act it out in class.</p>		
	<p>Work online</p> <ul style="list-style-type: none"> <li>- vocabulary</li> <li>- reading comprehension</li> </ul>		
	<p>Extras (ask your teacher)</p>		



# EVALUATION – CULTURAL FLAVOURS

What has it been like to work with the unit Cultural Flavours?  
Choose one of the smileys.



			
<b>1.</b> Read and listen to different celebrations in different cultures and countries where English is spoken and learn about a very different kind of English that might not be that easy to understand.			
<b>2.</b> You will:			
- learn about some strange festivals and celebrations in both the US and in Britain			
- learn about a very important New Zealand tradition			
- read about the most colourful festival in the world and what the different colours symbolize			
- learn about a very strange way of speaking to each other, but at the same time very useful if you don't want evesdroppers to understand what you're talking about			
- write your own strange-sounding dialogue.			
<b>3.</b> Grammar: Auxiliary verbs			

Write about two things that went well and about one thing you want to improve:

---



---








---










---

# DEAD RABBITS DON'T DIE!








PLAN	CONTENT	COMMENT	DONE
	<p><b>Dead Rabbits Don't Die! – text</b></p> <p>An argument between neighbors end up in a mystery.</p>		
	<p>1. Retell the story by putting sentences in the correct order.</p>		
	<p>2. Combine words from the wordlist with the correct synonyms.</p>		
	<p>3. Write captions for a comic strip.</p>		
	<p>4. Read you comic strips to each other and ask each other questions.</p>		
	<p>Work online</p> <ul style="list-style-type: none"> <li>- vocabulary</li> <li>- reading comprehension</li> </ul>		
	<p>Extras (ask your teacher)</p>		



# BELIEVE IT OR NOT

PLAN	CONTENT	COMMENT	DONE
	<p><b>Believe It or Not – text</b></p> <p>About strange animals that may or may not have existed.</p>		
	<p>1. Which animal is it? Mark the correct animal.</p>		
	<p>2. Combine words with the correct definitions.</p>		
	<p>3. Listen and find out what is true and what is a legend or a lie.</p>		
	<p>4. Discuss in small groups what makes people so convinced the Thunderbird really exists. Present a few things you have talked about in class.</p>	 	
	<p>5. Choose one of two assignments, collect facts and present in class.</p>		
	<p>Work online</p> <ul style="list-style-type: none"> <li>- vocabulary</li> <li>- reading comprehension</li> </ul>		
	<p>Extras (ask your teacher)</p>		

# HOW UNBELIEVABLY STUPID

PLAN	CONTENT	COMMENT	DONE
	<p><b>How Unbelievably Stupid – text</b></p> <p>Read two stories about incidents with wild animals and try to decide whether they are true or not.</p>		
	<p>1. Mark if sentences about the text are true or false.</p>		
	<p>2. Combine words with the correct explanations.</p>		
	<p>3. Listen to the story about Larry Walters and circle the correct alternative to each question.</p>		
	<p>4. Find quotes about animals and write down their meanings.</p>		
	<p>5. Try to come up with your own quote about a different animal.</p>		
	<p>6. Compare quotes with a classmate's and explain to each other what they mean.</p>		
	<p>Work online</p> <ul style="list-style-type: none"> <li>- vocabulary</li> <li>- reading comprehension</li> </ul>		
	<p>Extras (ask your teacher)</p>		


# THE BIG LIE






PLAN	CONTENT	COMMENT	DONE
	<p><b>The Big Lie – text</b></p> <p>Read about how a big lie spread, as if it was a real news item, all over the world.</p>		
	<p>1. Mark whether sentences about the text are true or false. If false, write the correct information.</p>		
	<p>2. What are they talking about? Write the correct word or expression on the lines.</p>		
	<p>3. Listen and find out more about <b>A'Le'Inn</b>, a bar in Nevada, not far from Area 51.</p>		
	<p>4. Finish the conversation between two strange visitors who spent the evening in the A'Le'Inn.</p>		
	<p>5. Work in pairs. Read the dialogues you wrote in Activity 4. Present in class.</p>		
	<p>6. Give feedback to two of the performances you have seen.</p>		
	<p>Work online - vocabulary - reading comprehension</p>		
	<p>Extras (ask your teacher)</p>		

## EVALUATION – TRUTH, LEGENDS AND LIES

What has it been like to work with the unit Truth, Legends and Lies?  
Choose one of the smileys.



			
<b>1.</b> Read and listen to texts about things that are almost too hard to believe, maybe because they are in fact lies.			
<b>2.</b> You will:			
- read about a rabbit that met a both sad and strange end			
- learn about strange animals that could have existed in the past			
- read about people who probably could have made better use of their brains			
- read about one of the biggest lies that spread across the world like wildfire			
- find information on the Internet.			
<b>3.</b> Grammar: 4 Kinds of Pronouns			

Write about two things that went well and about one thing you want to improve:

---



---



---



---