

# **BULLDOG**

## **– YOUR ENGLISH BUDDY 7**

Jordi Almeida








Helena Söderström Pärpe

Jessica Stevens








## **Kapitelmål och Utvärdering**

LIBER







# HEY, IT'S WINTER!

PLAN	CONTENT	COMMENT	DONE
	<b>Hey, It's Winter!</b> – text Winter talks about herself.		
	1. Answer the questions about Winter.		
	2. Match the word with the correct explanation.		
	3. Hey, it's me! Write about yourself.		
	4. Tell a classmate about yourself.		
	5. Listen to the text and answer the questions.		
	Grammatik: <b>Be</b> och <b>have</b> i presens		
	Work online - vocabulary - reading comprehension - grammar		
	Extras (ask your teacher)		








# ALL KINDS OF FRIENDSHIPS

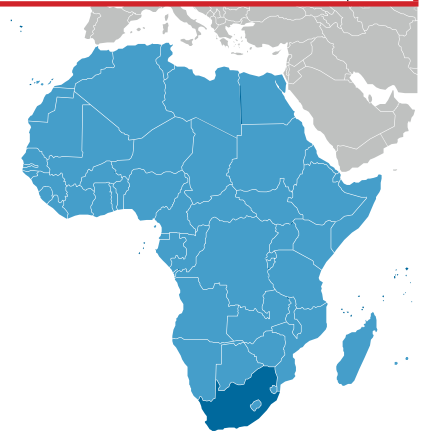
PLAN	CONTENT	COMMENT	DONE
	<b>All Kinds of Friendships – text</b> A text about different kinds of friendships.		
	1. Different types of friends.		
	2. Write five sentences.		
	3. What are the described words?		
	4. Friendship quiz: reading		
	5. Write down why you chose these answers.		
	6. Friendship quiz: speaking		
	Work online - vocabulary - reading comprehension		
	Extras (ask your teacher)		

# PERSONALITIES

PLAN	CONTENT		COMMENT	DONE
	<b>Personalities – text</b> Teenagers describe themselves.			
	<b>1.</b> Match the adjective with the correct description.			
	<b>2.</b> Translate the adjectives into Swedish.			
	<b>3.</b> Discussion about personality traits.			
	<b>4.</b> What type of friend are you?			
	<b>5.</b> Listen to the people describing others.			
	Work online - vocabulary - reading comprehension			
	Extras (ask your teacher)			

# AN UNEXPECTED FRIENDSHIP

PLAN	CONTENT	COMMENT	DONE
	<b>An Unexpected Friendship – text</b> A story about a friendship between a prison guard and a prisoner.		
	1. Answer the questions about the text.		
	2. What words are described?		
	3. Agree or disagree.		
	4. Explain words.		
	5. What does it mean to be a good friend?		
	6. Listen to the story about Nelson Mandela.		
	Work online - vocabulary - reading comprehension		
	Extras (ask your teacher)		









## UTVÄRDERING – FRIENDSHIP

Hur har det gått att arbeta med kapitlet *Friendship*? Välj en smiley som passar.



			
1. Läs och lyssna på texter om vänskap och om Nelson Mandela			
2. Du övar på att:			
- berätta om dig själv			
- berätta om olika typer av vänskapsrelationer			
- beskriva en god vän			
- använda adjektiv som beskriver dig			
3. Grammatik: <i>Be</i> och <i>have</i> i presens			



Skriv två saker du är nöjd med och en sak du vill bli bättre på:

---



---



---



---



---










---









---

# TEEN PERSPECTIVES







PLAN	CONTENT	COMMENT	DONE
	<b>Teen Perspectives – text</b> Teenagers talk about social media.		
	1. Questions about the text.		
	2. Match the word with the correct description.		
	3. What are they doing?		
	4. A. Which social media do you use? B. What do you like to do online?		
	5. What do you like and don't like about social media?		
	Grammatik: Verb i presens.		
	Work online - vocabulary - reading comprehension - grammar		
	Extras (ask your teacher)		

# WHAT WOULD YOU DO?









PLAN	CONTENT	COMMENT	DONE
	<b>What Would You Do? – text</b> Difficult situations caused by the social media.		
	1. Write down your advice.		
	2. Fill in the blanks.		
	3. Translate the sentences.		
	4. What does it mean?		
	5. Listen to the story and answer the questions.		
	Work online - vocabulary - reading comprehension		
	Extras (ask your teacher)		



# DAMN YOU AUTOCORRECT!

PLAN	CONTENT	COMMENT	DONE
	<b>Damn You Autocorrect!</b> – text Text messages that go wrong.		
	1. Finish the sentences.		
	2. Discuss the message 1.		
	3. Explain what went wrong.		
	4. Homonyms.		
	5. Write text message dialogues.		
	Work online - vocabulary - reading comprehension		
	Extras (ask your teacher)		

# SOCIAL MEDIA VERSUS EVERYDAY LIFE




PLAN	CONTENT		COMMENT	DONE
	<b>Social Media Versus Everyday Life – text</b> A story about a girl who spent her teenage years on social media.			
	1. Fill in the blanks.			
	2. Answer the questions.			
	3. Go through your answers together with a classmate.			
	4. A. Where can you find Australia? B. Other English-speaking countries.			
	5. A picture on your phone that you like.			
	6. Talk about your picture.			
	7. Listen to the teenagers.			
	Work online - vocabulary - reading comprehension			
	Extras (ask your teacher)			



## UTVÄRDERING – YOUTH AND SOCIAL MEDIA

Hur har det gått att arbeta med kapitlet *Youth and Social Media*?

Välj en smiley som passar.

			
<b>1.</b> Läsa och lyssna på texter om sociala medier			
<b>2.</b> Muntligt och skriftligt berätta om:			
- vad du gör i sociala medier			
- vad du tycker om sociala medier			
- vad du kan göra om någon är i en svår situation			
- när sms:et inte blir som man tänkt sig (autocorrect)			
- en bild du gillar på sociala medier			
<b>3.</b> Grammatik: Verb i presens			



Skriv två saker du är nöjd med och en sak du vill bli bättre på:

---



---



---



---



---



---











---












---

# WILL YOU COME AND WATCH THE GAME?








PLAN	CONTENT	COMMENT	DONE
	<b>Will You Come and Watch the Game?</b> – text Olivia and her mum talk about a football game.		
	1. Answer the questions about the text.		
	2. Do you remember the weekdays?		
	3. What day is missing?		
	4. Listen to the dialogue and decide if the sentences are true or false.		
	5. Interview a classmate.		
	6. Finish the sentences.		
	Grammatik: Futurum – något som kommer att hända		
	Work online - vocabulary - reading comprehension - grammar		
	Extras (ask your teacher)		










# MY TIMETABLE, MY WEEK

PLAN	CONTENT	COMMENT	DONE
	<b>My Timetable, My Week – text</b> Students talk about a school timetable.		
	<b>1.</b> What are the subjects called in Swedish?		
	<b>2.</b> Answer the questions about the timetable.		
	<b>3.</b> What time is it?		
	<b>4.</b> Write under each picture what time it is and what the person does at that time.		
	<b>5.</b> Choose a weekday and write what you do at what time.		
	<b>6.</b> Your school timetable.		
	<b>7.</b> Tell your classmate about your timetable.		
	<b>8.</b> What day and time?		
	Work online - vocabulary - reading comprehension		
	Extras (ask your teacher)		

# MY FAVOURITE DAY OF THE WEEK

PLAN	CONTENT		COMMENT	DONE
	<b>My Favourite Day of the Week</b> – text Teenagers talk about their favourite day.			
	1. Put sentences back together.			
	2. Match the English word with the Swedish translation.			
	3. Fill in the missing words.			
	4. Listen to Stefan and Anna talk about their week.			
	5. Discuss the theme “good days”.			
	6. Fill in your typical week in the diary.			
	Work online - vocabulary - reading comprehension			
	Extras (ask your teacher)			

# TODAY'S BLOG POST

PLAN	CONTENT	COMMENT	DONE
	<b>Today's Blog Post – text</b> A teenager writes a blog about one day.		
	1. Answer the questions about the text.		
	2. Opposites of the words.		
	3. Write your own blog post.		
	4. Interview a friend.		
	5. Listen to a blog post. Answer the questions.		
	6. In what order should the paragraphs be?		
	Work online - vocabulary - reading comprehension		
	Extras (ask your teacher)		








## UTVÄRDERING – WEEKDAYS AND WEEKENDS

Hur har det gått att arbeta med kapitlet *Weekdays and Weekends*?

Välj en smiley som passar.



			
<b>1.</b> Läs och lyssna på texter om vad man gör under veckans dagar			
<b>2.</b> Muntligt och skriftligt berätta om:			
- vad man gör och planerar att göra under veckan			
- vad klockan är			
- skolschemat			
- en bra dag			
- hur en typisk vecka kan se ut			
- en dag i bloggform			
<b>3.</b> Grammatik: Futurum – något som kommer att hända			

Skriv två saker du är nöjd med och en sak du vill bli bättre på:

---



---



---



---











---












---










# CHRISTMAS

PLAN	CONTENT		COMMENT	DONE
	<b>Christmas – text</b> A text about Christmas.			
	1. Work with the Christmas words.			
	2. Expressions from the text.			
	3. Place the names and activities in the calendar.			
	4. Answer the questions about the text.			
	5. Listen to people talking about their holiday plans.			
	6. What do you know about Christmas traditions in Sweden?			
	7. Discussion about the theme Christmas.			
	Work online - vocabulary - reading comprehension			
	Extras (ask your teacher)			

# NEW YEAR'S EVE

PLAN	CONTENT	COMMENT	DONE
	<b>New Year's Eve – text</b> A text about New Year's celebration.		
	1. Questions about the text.		
	2. New Year's Eve's celebration.		
	3. How do you usually celebrate New Year's Eve?		
	4. A. Resolutions: Combine the beginning with the correct ending. B. Thumbs up and thumbs down for the resolutions.		
	5. Tell your classmates what resolutions you would choose.		
	6. Listen to how people celebrate New Year in Iceland and Dubai.		
	7. Go online: New Year's Eve in English-speaking countries.		
	Grammatik: Preteritum (dåtid) av be och have		
	Work online - vocabulary - reading comprehension - grammar		
	Extras (ask your teacher)		

# THANKSGIVING – AN AMERICAN HOLIDAY

PLAN	CONTENT	COMMENT	DONE
	<b>Thanksgiving – an American Holiday</b> – text Why and how do people celebrate Thanksgiving?		
	1. Questions about the text.		
	2. Write the missing word.		
	3. Would you like to celebrate Thanksgiving?		
	4. Listen to the story of Squanto.		
	5. What is your favourite holiday?		
	6. Go online: Thanksgiving food.		
	Work online - vocabulary - reading comprehension		
	Extras (ask your teacher)		




## UTVÄRDERING – HOLIDAYS



Hur har det gått att arbeta med kapitlet *Holidays*?

Välj en smiley som passar.



			
<b>1.</b> Läs och lyssna på texter om olika högtider i de engelsktalande länderna			
<b>2.</b> Du övar på att:			
- berätta om jul- och nyårsfirandet			
- berätta om nyårslöften			
- berätta om vad du tycker om Thanksgiving-firandet			
- berätta om din favorithögtid			
- skriva en dikt			
- söka information på nätet			
<b>3.</b> Grammatik: Preteritum (dåtid) av <i>be</i> och <i>have</i>			
<b>4.</b> Realia: Högtidsfiranden i olika engelsktalande länder			

Skriv två saker du är nöjd med och en sak du vill bli bättre på:

---








---

---








---

---








# LATE FOR SCHOOL

PLAN	CONTENT		COMMENT	DONE
	<b>Late for School – text</b> A teenager becomes a hero.			
	1. Listen to the end of the story. Answer the questions.	 		
	2. Describe Aitzaz's action.			
	3. Complete the definitions.			
	4. Discussion about being late.			
	5. Fill in the missing verb.			
	Work online - vocabulary - reading comprehension			
	Extras (ask your teacher)			








# CHILDREN OF PAKISTAN

PLAN	CONTENT	COMMENT	DONE
	<p><b>Children of Pakistan – text</b> Read about two young heroes from Pakistan and facts about Pakistan.</p>		
	<p>1. Answer the questions about the text.</p>		
	<p>2. What does it mean to be a hero?</p>		
	<p>3. How is the word spelled?</p>		
	<p>4. Spell words to each other.</p>		
	<p>5. Correct the sentences.</p>		
	<p>Grammatik: Preteritum (dåtid) av regelbundna verb.</p>		
	<p>Work online - vocabulary - reading comprehension - grammatik</p>		
	<p>Extras (ask your teacher)</p>		

# A TRUE FAIRY TALE

PLAN	CONTENT	COMMENT	DONE
	<b>A True Fairy Tale – text</b> A true story about a brave girl, a story with an unexpected ending.		
	1. Answer the questions about the text.		
	2. What words are explained?		
	3. In other words!		
	4. Pronunciation: Say each sentence out loud.		
	5. Discuss the differences between some sentences.		
	6. Write a text about a real hero.		
	Work online - vocabulary - reading comprehension		
	Extras (ask your teacher)		

# AN UNEXPECTED HERO

PLAN	CONTENT		COMMENT	DONE
	<b>An Unexpected Hero – text</b> Sometimes the hero turns out to be someone very unexpected.			
	1. Some words have been replaced.			
	2. True or false?			
	3. Listen to two texts about heroic animals.			
	4. Talk about the heroic animals.			
	5. Go online: Find a story about a heroic animal.			
	6. Write facts about a heroic animal.			
	Work online - vocabulary - reading comprehension			
	Extras (ask your teacher)			









## UTVÄRDERING – YOUNG HEROES OF TODAY

Hur har det gått att arbeta med kapitlet *Young Heroes of Today*?

Välj en smiley som passar.



			
<b>1.</b> Läs och lyssna på texter som har med unga hjältar att göra			
<b>2.</b> Du övar på att:			
- förklara ord			
- prata om att komma för sent			
- beskriva vad en hjälte är för dig och berätta om en hjälte			
- stava ord			
- skriva om intressanta fakta i en berättelse			
- leta information på nätet			
<b>3.</b> Grammatik: Preteritum (dåtid) av regelbundna verb			
<b>4.</b> Realia: Du lär dig mer om ett engelsktalande land: Pakistan			

Skriv två saker du är nöjd med och en sak du vill bli bättre på:

---



---








---










---











# WHAT TO PACK AND WHERE TO GO?

PLAN	CONTENT	COMMENT	DONE
	<b>What to Pack and Where to Go</b> – text and picture wordlist Advice about what to take with you on a trip.		
	1. Write a dialogue.		
	2. Read your dialogue.		
	3. Read and listen to the dialogues.		
	4. Where would you like to travel and why?		
	Work online - vocabulary - reading comprehension		
	Extras (ask your teacher)		







# EXPERIENCE SOUTH AFRICA

PLAN	CONTENT	COMMENT	DONE
	<b>Experience South Africa – text</b> A text about South Africa.		
	<b>1.</b> Questions about the text.		
	<b>2.</b> You will hear a text about the city Soweto.		
	<b>3. A.</b> Draw lines to create sentences. <b>B.</b> Translate four sentences.		
	<b>4. A.</b> Points of a compass <b>B.</b> Look at the map and answer the questions.		
	<b>5.</b> Describe, ask and answer!		
	<b>6.</b> The country of your dreams!		
	Work online - vocabulary - reading comprehension		
	Extras (ask your teacher)		

# MANCHESTER, YOU ARE UNFORGETTABLE

PLAN	CONTENT	COMMENT	DONE
	<b>Manchester, You Are Unforgettable</b> – text A blog about a day in Manchester.		
	1. Questions about the text.		
	2. Match the word with the explanation.		
	3. Listen to a text about Emmeline Pankhurst.		
	4. A day during a trip.		
	5. Express years in English.		
	6. Choose three years that are important to you.		
	7. Express centuries in English.		
	8. Go online: Prepare a short presentation.		
	Grammatik: Preteritum (dåtid) av oregelbundna verb.		
	Work online - vocabulary - reading comprehension - grammar		
	Extras (ask your teacher)		

# PASSPORT

PLAN	CONTENT	COMMENT	DONE
	<b>Passport – text</b> Hannah and Orlando have trouble checking in at the airport.		
	1. Questions about the text.		
	2. Find the words that mean the opposite.		
	3. Fill in the missing word.		
	4. Have you ever been late?		
	5. Talk about when you were late for something.		
	Work online - vocabulary - reading comprehension		
	Extras (ask your teacher)		








## UTVÄRDERING – TRAVELLING

Hur har det gått att arbeta med kapitlet *Travelling*?

Välj en smiley som passar.



			
<b>1.</b> Läs och lyssna på texter om resande, Sydafrika och Manchester			
<b>2.</b> Du övar på att:			
- skriva en dialog			
- diskutera för- och nackdelar med olika resor			
- kunna väderstreck			
- berätta om en resa			
- berätta om ett drömland			
- kunna uttrycka årtal och århundraden på engelska			
- berätta om när någon har varit sen för något			
- söka information på nätet			
<b>3.</b> Grammatik: Preteritum (dåtid) av oregelbundna verb			
<b>4.</b> Realia: Du lär dig mer om Sydafrika och Manchester			

Skriv två saker du är nöjd med och en sak du vill bli bättre på:

---



---










---










---

# PARKOUR








PLAN	CONTENT		COMMENT	DONE
	<b>Parkour – text</b> What is parkour and how was it born?			
	1. Questions about the text.			
	2. Fill in the missing words.			
	3. Choose two words, translate, and write sentences.			
	4. Listen to a text about netball. True or false.			
	5. Time to move!			
	6. Go online: Look up a sport you like.			
	Work online - vocabulary - reading comprehension			
	Extras (ask your teacher)			

# CROSSFIT








PLAN	CONTENT		COMMENT	DONE
	<b>CrossFit – text</b> You will learn about a new sport – CrossFit.			
	1. Answer the questions about the text.			
	2. Create your own CrossFit stations.			
	3. Share your CrossFit workout with a classmate.			
	4. Fill in the missing words.			
	5. Listen to Elsa and Victor talk about a sport.			
	Grammatik: Singular och plural av substantiv			
	Work online - vocabulary - reading comprehension - grammar			
	Extras (ask your teacher)			



# DAVID LEGA – AN UNUSUAL CHAMPION

PLAN	CONTENT	COMMENT	DONE
	<b>David Lega – an Unusual Champion – text</b> A text about an athlete with a strong will.		
	<b>1.</b> Questions about the text.		
	<b>2.</b> Three things you remember about David.		
	<b>3.</b> Match the English word with the description.		
	<b>4.</b> What sport is it about?		
	<b>5.</b> What do you think about David's motto?		
	<b>6.</b> Discuss with a classmate.		
	Work online - vocabulary - reading comprehension		
	Extras (ask your teacher)		

# GARETH THOMAS – A RUGBY SUPERSTAR

PLAN	CONTENT	COMMENT	DONE
	<b>Gareth Thomas – a Rugby Superstar</b> – text Is being yourself tougher than being a rugby player?		
	1. Questions about the text.		
	2. Translate sentences that are inspired by the text.		
	3. Discuss what the sentences mean.		
	4. Write your own workout schedule for a week.		
	5. Fill in the missing words.		
	6. Listen to sport commentators and answer the questions.		
	Work online - vocabulary - reading comprehension		
	Extras (ask your teacher)		

## UTVÄRDERING - SPORTS



Hur har det gått att arbeta med kapitlet *Sports*?

Välj en smiley som passar.

<b>1.</b> Läs och lyssna på texter till sport-temat.			
<b>2.</b> Du övar på att:			
- ge instruktioner på rörelseövningar			
- berätta om en sport du är intresserad av			
- skapa egna CrossFit-övningar på engelska			
- diskutera dina åsikter			
- skriva ett eget träningschema			
- söka information på nätet			
<b>3.</b> Grammatik: Singular och plural av substantiv			

Skriv två saker du är nöjd med och en sak du vill bli bättre på:

---

---

---

---

---